

**2007 ILLINOIS PEPSI USBC YOUTH CHAMPIONSHIPS**  
**HIGH SCRATCH GAME AND SERIES AWARDS**  
(for scores bowled during the initial qualifying blocks)

**11 AND UNDER DIVISIONS - May 19-20, 2007**

<b>SQUAD</b>	<b>DIV</b>	<b>NAME</b>	<b>ZONE CENTER</b>	<b>HIGH GAME</b>	<b>HIGH SERIES</b>	<b>SCHOLARSHIP</b>
1	Boys	Shane Matejcek	5 Strike & Spare II	224		\$100.00
1	Boys	Neal Outerbridge	5 Dolton Bowl		559	\$100.00
1	Girls	Brianna Montmarquet	3 Brunswick Zone Mt Prospect	182		\$100.00
1	Girls	Brittany Bickelman	5 Strike & Spare II		465	\$100.00
2	Boys	James Yundt	2 BZ Deer Park	203		\$100.00
2	Boys	Richard Johnson	2 Fox Bowl		535	\$100.00
2	Girls	Krystal Berryman	2 BZ Woodridge	170		\$100.00
2	Girls	Ashley Tamraz	2 St. Charles Bowl		484	\$100.00
3	Boys	Eric Mann	10 Camelot Bowl	247	604	\$200.00
3	Girls	Morgan Layfield	5 Joliet Town & Country	172	472	\$200.00

**12 AND OVER DIVISIONS - QUALIFYING - MAY 4-5, 2007**

<b>SQUAD</b>	<b>DIV</b>	<b>NAME</b>	<b>ZONE CENTER</b>	<b>HIGH GAME</b>	<b>HIGH SERIES</b>	<b>SCHOLARSHIP</b>
1	Boys Hdcp	Kyler Jacobson	1 4 Seasons	300		\$100.00
1	Boys Hdcp	Aaron Phillips	1 4 Seasons		617	\$100.00
1	Girls Hdcp	Bethany Holden	1 4 Seasons	248	694	\$200.00
1	Boys Scratch	Daniel Lemiesz	1 Don Carter Lanes	269		\$100.00
1	Boys Scratch	Adam Czerniewski	1 Don Carter Lanes		734	\$100.00
1	Girls Scratch	Kayla Johnson	7 Plaza	280		\$100.00
1	Girls Scratch	Samantha Kelly	2 Hoffman Lanes (FVTL)		716	\$100.00
2	Boys Hdcp	Max Vinik	2 BZ Naperville	279	695	\$200.00
2	Boys Hdcp	Patrick Delaney	3 Brunswick Zone Palatine	279		\$100.00
2	Boys Hdcp	Adam Johnson	2 Parkside Lanes (FVTL)	279		\$100.00
2	Girls Hdcp	Courtney Petoskey	2 Parkside Lanes	231		\$100.00
2	Girls Hdcp	Brittney Mari	2 Hoffman Lanes		648	\$100.00
2	Boys Scratch	Michael Marchak	3 Hawthorn Lanes	279		\$100.00
2	Boys Scratch	Jason Hoglund	2 Poplar Creek Bowl		719	\$100.00
2	Girls Scratch	Jill Thornton	5 Joliet Town & Country Lanes	247	626	\$200.00
3	Boys Hdcp	Aaron Hubly	5 Victory Lanes	257		\$100.00
3	Boys Hdcp	Greg Bollmann	10 Cougar Lanes		602	\$100.00
3	Girls Hdcp	Dawn Morgan	5 Dolton Bowl	248	580	\$200.00
3	Boys Scratch	Evan Haile	6 4 Seasons	280	704	\$200.00
3	Girls Scratch	Natalie Cortese	3 Beverly Lanes	245		\$100.00
3	Girls Scratch	Ashley Carey	2 Parkside Lanes		659	\$100.00

## 2007 ILLINOIS STATE PEPSI USBC YOUTH CHAMPIONSHIPS SCHOLARSHIP and PARTICIPATION TOTALS

### ZONE SCHOLARSHIPS

ZONE	11 Under	12 Over	TOTAL
1	\$ 1,680.35	\$ 1,605.85	\$ 3,286.20
2	\$ 2,270.00	\$ 3,765.00	\$ 6,035.00
3	\$ 1,723.00	\$ 2,453.00	\$ 4,176.00
4	\$ 655.00	\$ 936.00	\$ 1,591.00
5	\$ 3,420.00	\$ 3,680.00	\$ 7,100.00
6	\$ 433.50	\$ 290.50	\$ 724.00
7	\$ 1,117.75	\$ 1,327.75	\$ 2,445.50
8	\$ 1,020.00	\$ 1,130.00	\$ 2,150.00
9	\$ 693.75	\$ 652.75	\$ 1,346.50
10	\$ 2,387.00	\$ 2,451.00	\$ 4,838.00
	\$ 15,400.35	\$ 18,291.85	\$ 33,692.20

### STATE SCHOLARSHIPS

DIVISION		
A	\$	7,375.00
B	\$	6,705.00
C	\$	5,275.00
D	\$	3,100.00
E	\$	7,410.00
F	\$	3,100.00
TOTAL		\$ 32,965.00
SCRATCH HIGH GAMES AND SERIES		
11 UNDER	\$	1,200.00
12 OVER	\$	2,600.00
TOTAL		\$ 3,800.00
TOTAL SCHOLARSHIPS AWARDED		\$ 70,457.20

### SCHOLARSHIP BREAKDOWN BY SOURCE

USBC PEPSI MATCHING FUNDS	\$	7,400.00
UNASSIGNED FUNDS	\$	5,324.00
ISYABA CONTRIBUTION	\$	2,000.00
NOTHERN ILLINOIS BOWLING FOUNDATION	\$	2,000.00
ENTRY FEES, RAFFLES, SALES TABLE	\$	53,733.20
TOTAL	\$	70,457.20

### ZONE PARTICIPATION

ZONE	"A"	"B"	"C"	"D"	"E"	"F"
1	135	102	84	7	150	25
2	203	139	147	23	333	56
3	161	121	102	7	150	25
4	49	36	33	33	52	19
5	256	170	151	18	249	44
6	40	27	15	4	36	10
7	74	57	56	8	99	19
8	77	60	47	3	86	15
9	64	40	36	8	49	10
10	179	132	104	11	193	34
Division Totals	1238	884	775	122	1397	257
					Total	4673

# 2007 ILLINOIS PEPSI USBC YOUTH CHAMPIONSHIPS

## 12 and OVER HANDICAP DIVISIONS

F PL	BOWLER	Home Center	Zone	Q PL	QGM1	QGM2	QGM3	QGM4	QGM5	QGM6	SCR	HCP	Q TOTAL	FG1	FG2	FG3	FG4	FG5	FG6	FG7	FG8	SCR	HCP	FTOTAL	St	SCHOLARSHIP
1	Ryan Sonnack	Arlington Lanes	3	2	201	248	165	212	201	204	1231	108	1339	220	192	197	185	268	233	173	206	1674	144	1818		\$1,000.00
2	Donavon Newmann	Parisian Lanes	8	14	129	166	150	140	166	147	898	366	1264	180	163	156	158	157	157	189	201	1361	488	1849		\$750.00
3	Austin Jarnebro	3-D Bowl	1	1	152	193	148	188	217	197	1095	246	1341	182	172	155	225	211	154	144	192	1435	328	1763		\$500.00
4	Tommy Sims	Fox Bowl (FVTL)	2	6	158	156	160	176	234	255	1139	162	1301	176	185	217	236	211	177	192	200	1594	216	1810		\$450.00
5	Eric Henderson	Salem Bowl	10	13	134	142	175	157	170	168	946	324	1270	203	147	190	142	162	156	146	177	1323	432	1755		\$400.00
6	Parker Ferguson	Fox Bowl	2	10	200	255	166	204	188	214	1227	54	1281	122	200	199	231	273	179	211	211	1626	72	1698		\$375.00
7	Jacob Kinstler	Brunswick Zone Algonquin	1	17	168	244	164	204	199	211	1190	60	1250	162	173	189	199	233	210	211	225	1602	80	1682		\$350.00
8	Cody Cortelloni	Vandalia Bowl	10	25	155	166	170	233	179	146	1049	174	1223	184	194	188	167	158	214	187	151	1443	232	1675		\$300.00
9	Drew Collins	Camelot Bowl	10	4	216	197	179	169	203	166	1130	198	1328	164	205	158	153	182	191	162	168	1383	264	1647		\$290.00
10	Jimmy Heathscott	Forest Hills Lanes	1	3	120	209	234	213	179	189	1144	186	1330	149	214	113	152	191	207	200	168	1394	248	1642		\$280.00
11	Ray Dearth	Brunswick Zone Oak Lawn	3	11	212	158	198	168	160	138	1034	240	1274	127	143	125	181	172	164	168	226	1306	320	1626		\$275.00
12	David Bentham Jr	AMF Bolingbrook	5	5	201	212	242	248	194	220	1317	0	1317	183	242	212	213	215	194	174	188	1621	0	1621		\$270.00
13	Alex Haake	BZ Naperville	2	8	190	185	171	232	268	177	1223	66	1289	174	172	180	179	187	214	231	193	1530	88	1618		\$265.00
13	Matthew Scherer	Strike & Spare II	5	25	210	202	199	187	204	203	1205	18	1223	225	170	223	214	217	185	171	189	1594	24	1618		\$265.00
15	Michael Triplett Jr	Brunswick Zone Homewood	5	20	210	158	173	115	123	203	982	264	1246	149	114	146	169	144	183	176	137	1218	352	1570		\$250.00
16	Kyle Williams	Salem Bowl	10	16	161	172	168	148	181	186	1016	240	1256	129	188	152	153	193	117	166	142	1240	320	1560		\$250.00
17	Kyle Cimino	Fox Bowl	2	19	183	201	203	180	192	168	1127	120	1247	133	190	112	212	177	181	201	189	1395	160	1555		\$240.00
18	Brad Gebben	K Bowl	10	7	208	156	259	182	183	210	1198	102	1300	184	178	123	148	180	212	181	198	1404	136	1540		\$240.00
19	Kyler Jacobson	4 Seasons	1	17	152	300	150	177	149	160	1088	162	1250	200	135	132	190	136	201	155	151	1300	216	1516		\$230.00
20	Max Vinik	BZ Naperville	2	9	202	200	167	222	279	194	1264	18	1282	213	159	208	202	172	194	172	171	1491	24	1515		\$220.00
21	Zack Stryjewski	Antioch Bowling Lanes	3	15	145	169	139	138	191	169	951	312	1263	121	133	124	156	135	134	132	157	1092	416	1508		\$210.00
22	Timothy Zaker	Parkside Lanes	2	23	132	181	137	138	160	166	914	324	1238	154	127	134	138	155	113	116	127	1064	432	1496		
22	Steve Colby	AMF Bolingbrook	5	24	163	153	108	226	165	170	985	252	1237	173	126	113	139	145	139	178	147	1160	336	1496		
24	Dylan Hawkins	Country Lanes	5	22	180	148	171	203	225	150	1077	162	1239	139	164	201	123	135	181	145	162	1250	216	1466		

F PL	BOWLER	Home Center	Zone	Q PL	QGM1	QGM2	QGM3	QGM4	QGM5	QGM6	SCR	HCP	Q TOTAL	FG1	FG2	FG3	FG4	FG5	FG6	FG7	FG8	SCR	HCP	FTOTAL	St	SCHOLARSHIP
1	Shamear Owens	Landmark	7	13	117	79	93	135	89	139	652	612	1264	184	141	114	124	115	120	97	93	988	816	1804		\$1,000.00
2	Caitlin Brunner	Joliet Town & Country Lanes	5	17	191	172	155	170	139	190	1017	228	1245	213	153	188	181	186	194	217	181	1513	304	1817		\$750.00
3	Colleen Thomas	AMF Bolingbrook	5	11	120	137	155	179	175	177	943	342	1285	141	156	181	148	182	179	152	151	1290	456	1746		\$500.00
4	Bethany Holden	4 Seasons	1	1	248	202	244	223	228	191	1336	126	1462	192	206	183	191	200	204	191	245	1612	168	1780		\$450.00
5	Brittney Mari	Hoffman Lanes	2	4	200	183	193	227	203	218	1224	126	1350	224	152	181	221	267	192	177	166	1580	168	1748		\$400.00
6	Elizabeth Snyder	Salem Bowl	10	14	143	214	223	156	189	133	1058	204	1262	194	170	141	192	205	189	178	181	1450	272	1722		\$375.00
7	Kelly Cox	Joliet Town & Country Lanes	5	3	204	179	224	192	180	213	1192	162	1354	170	162	176	169	157	223	172	203	1432	216	1648		\$350.00
8	Melissa Eyster	The Cherry Bowl	1	7	112	115	198	173	135	189	922	402	1324	159	128	127	136	177	112	134	131	1104	536	1640		\$330.00
9	Tiffany Carns	Northgate Lanes	4	18	151	150	155	127	167	194	944	294	1238	140	171	135	149	172	176	149	149	1241	392	1633		\$310.00
10	Kasie Beach	4 Seasons	1	2	181	158	223	201	188	148	1099	258	1357	147	136	168	164	216	132	164	160	1287	344	1631		\$290.00
11	Courtney Petoskey	Parkside Lanes	2	15	173	159	166	216	231	172	1117	132	1249	174	139	225	139	151	204	191	226	1449	176	1625		\$270.00
12	Brittany Behrens	Paone's Blackhawk Lanes	1	24	136	162	156	169	164	135	922	288	1210	147	144	175	232	158	113	122	146	1237	384	1621		\$250.00
13	Kaila Kuelz	BZ Woodridge	2	12	153	148	171	182	192	187	1033	246	1279	126	173	164	168	149	163	202	139	1284	328	1612		
14	Frannie Steiner	Camelot Bowl	10	21	155	162	155	162	215	192	1041	180	1221	199	143	203	181	180	164	166	130	1366	240	1606		
15	Kristina Almaguer	Hoffman Lanes	2	23	143	170	156	187	143	167	966	246	1212	166	165	131	157	149	143	172	188	1271	328	1599		
16	Cathy Cooke	Pheasant	7	16	225	186	157	191	191	189	1139	108	1247	213	182	146	199	128	200	192	193	1453	144	1597		
17	Katrina Hager	T-Byrd Lanes	1	9	181	199	195	171	164	244	1154	162	1316	145	141	161	232	191	199	178	128	1375	216	1591		
18	Amanda Mason	AMF Bolingbrook	5	8	140	182	132	126	140	111	831	486	1317	90	143	116	111	110	106	128	113	917	648	1565		
19	Brandi Underwood	4 Seasons	2	10	188	136	185	149	222	246	1126	168	1294	128	162	170	138	171	157	223	191	1340	224	1564		
20	Lucy Vaughn	Pheasant	7	6	164	191	180	188	164	212	1099	228	1327	164	139	135	175	126	158	159	177	1233	304	1537		
21	Kasey Stade	King Pin Lanes	9	5	167	209	165	168	230	164	1103	234	1337	146	176	140	120	174	179	127	144	1206	312	1518		
22	Kathleen Caponigro	Country Lanes	5	25	118	124	134	96	116	127	715	486	1201	106	107	74	102	106	116	107	123	841	648	1489		
23	Michelle Blakey	Western Bowl	8	22	111	79	120	87	143	156	696	522	1218	86	92	92	99	75	95	122	129	790	696	1486		
24	Taylor West	Bulans Bowl	8	20	140	165	125	145	118	111	804	432	1236	132	103	106	102	99	141	98	119	900	576	1476		

Final standings of top five based on stepladder results

# 2007 ILLINOIS PEPSI USBC YOUTH CHAMPIONSHIPS

## 12 and OVER SCRATCH DIVISIONS

F PL	BOWLER	Zone	Home Center	Q PL	QGM1	QGM2	QGM3	QGM4	QGM5	QGM6	SCR	FG1	FG2	FG3	FG4	FG5	FG6	FG7	FG8	SCR	State Scholarship
1	Daniel Lemiesz	1	Don Carter Lanes	3	208	269	210	212	206	211	1316	196	190	207	219	190	192	245	226	1665	\$1,000.00
2	Sean Wilson	3	Hawthorn Lanes	14	205	163	237	181	255	190	1231	176	259	232	233	245	169	195	182	1691	\$750.00
3	Austin Boulds	10	Ross Cottom	21	177	204	179	267	211	151	1189	179	254	206	213	184	219	193	201	1649	\$500.00
4	Andy Soukup	2	BZ Naperville	5	224	184	237	209	238	184	1276	226	235	198	191	214	207	195	166	1632	\$450.00
5	Michael Marchak	3	Hawthorn Lanes	4	247	279	181	245	206	151	1309	224	225	141	196	260	173	235	192	1646	\$400.00
6	Richard Sample	6	Diggers	23	175	230	194	222	193	161	1175	196	217	238	246	178	178	199	173	1625	
7	Brad Bollmann	10	Cougar Lanes	8	224	191	246	189	224	200	1274	212	187	201	225	219	191	189	187	1611	
8	Tyler Young	9	Sparetime	16	200	180	182	246	199	216	1223	228	237	159	266	190	171	195	161	1607	
9	James Spigner	8	Illini Union	9	246	174	146	244	246	212	1268	175	246	180	258	243	189	164	145	1600	
10	Eric Slusin	1	3-D Bowl	10	191	233	210	222	229	165	1250	171	201	215	191	161	199	223	222	1583	
11	Adam Czerniewski	1	Don Carter Lanes	1	221	244	258	210	267	257	1457	181	224	220	196	197	193	216	152	1579	
12	Corey Meehan	10	Panorama Lanes	17	214	237	185	200	196	173	1205	211	224	223	192	167	217	199	142	1575	
13	Evan Haile	6	4 Seasons	7	162	200	209	201	223	280	1275	153	187	247	191	189	213	170	211	1561	
14	Kyle Mauerman	7	Plaza	19	180	218	197	216	201	184	1196	203	170	198	198	205	196	216	174	1560	
15	Chris Feger	7	Town & Country	24	156	198	196	222	215	187	1174	186	181	197	211	208	204	196	168	1551	
16	Kyle Christy	2	Fox Bowl	11	206	192	254	187	209	199	1247	159	191	194	209	232	195	169	200	1549	
17	Damon Peratt	8	Old Orchard Lanes	15	224	202	177	200	188	235	1226	168	202	235	176	179	220	191	169	1540	
18	Steven Dinelli	3	Classic Bowl	13	148	189	234	215	178	267	1231	138	167	198	200	234	265	138	193	1533	
19	Brad Read	2	Woodview Lanes	20	245	201	190	214	174	171	1195	139	225	191	235	183	220	151	179	1523	
20	Donald Murray	10	Stars & Strikes	22	200	180	207	194	193	213	1187	160	184	211	191	169	235	192	178	1520	
21	Tommy Smith	3	River Rand Bowl	18	141	167	209	225	259	203	1204	181	188	227	179	194	187	184	178	1518	
22	Jason Hoglund	2	Poplar Creek Bowl	2	169	241	224	255	207	257	1353	167	188	155	159	222	248	188	170	1497	
23	Maurice Bell	5	Halsted Bowl	6	216	237	183	228	193	218	1275	178	151	224	173	202	150	190	153	1421	
23	Ethan Gordon	4	Town and Country Rock Island	12	154	206	222	178	212	259	1231	132	188	184	169	177	193	219	159	1421	

F PL	BOWLER	Zone	Home Center	Q PL	QGM1	QGM2	QGM3	QGM4	QGM5	QGM6	SCR	FG1	FG2	FG3	FG4	FG5	FG6	FG7	FG8	SCR	State Scholarship
1	Natalie Cortese	3	Beverly Lanes	5	188	245	182	225	210	172	1222	192	205	195	268	173	192	207	279	1711	\$1,000.00
2	Kayla Johnson	7	Plaza	8	129	266	280	158	174	173	1180	269	279	254	225	182	208	200	237	1854	\$750.00
3	Hannah Wrenn	3	Hawthorn Lanes	9	194	176	204	206	199	191	1170	235	163	182	234	193	194	253	204	1658	\$500.00
4	Ellen Morrison	1	Don Carter Lanes	4	190	235	170	234	236	161	1226	202	224	178	199	268	160	227	179	1637	\$450.00
5	Ashley Kubatzke	1	4 Seasons	1	237	225	246	178	216	216	1318	233	232	163	164	232	227	200	205	1656	\$400.00
6	Brandi Branka	5	Red Cedar Lanes	18	140	176	185	222	181	189	1093	215	219	167	156	248	192	182	247	1626	
7	Lauren Wolfe	7	Landmark	7	218	191	193	171	224	208	1205	181	172	196	215	228	234	215	181	1622	
8	Suzanne Alvarado	10	St. Clair Bowl	14	160	181	184	178	207	198	1108	199	160	191	180	223	258	215	191	1617	
9	Chelsea Gilliam	1	Don Carter Lanes	3	201	191	214	196	203	224	1229	234	204	235	194	204	183	203	158	1615	
10	Kaleigh Spooner	4	Highland Park Lanes	21	170	230	223	159	152	133	1067	174	178	234	211	186	194	213	188	1578	
11	Kathryn Kaufman	3	Brunswick Zone Mt Prospect	20	219	179	155	169	177	181	1080	163	221	223	193	190	216	187	179	1572	
12	Amanda Warren	2	BZ Woodridge	19	212	190	210	160	181	132	1085	175	171	203	186	230	191	187	228	1571	
13	Samantha Kelly	2	Hoffman Lanes (FVTL)	2	214	236	266	147	165	220	1248	180	225	179	233	183	158	224	179	1561	
14	Ashley Carey	2	Parkside Lanes	6	202	183	165	200	236	223	1209	149	205	180	199	162	189	247	183	1514	
15	Jessica Earnest	10	Vandalia Bowl	13	236	233	138	142	171	194	1114	169	176	223	193	187	168	169	225	1510	
16	Kelsey Brammeier	7	Pheasant	10	187	205	178	176	210	203	1159	182	198	176	172	167	197	235	180	1507	
17	Christine Gamble	9	Logan Lanes	15	212	180	199	185	171	160	1107	194	212	180	197	203	138	192	169	1485	
18	Jill Thornton	5	Joliet Town & Country Lanes	11	171	166	169	193	247	196	1142	171	147	172	143	181	198	231	193	1436	
19	Diedra Ahlert	10	Cougar Lanes	12	171	236	196	172	210	152	1137	148	222	169	155	219	147	190	136	1386	
20	Casey Kernbauer	5	Strike & Spare II	17	193	169	156	194	223	169	1104	200	155	169	174	147	224	194	120	1383	
21	Ashley Hornickel	7	Pheasant	16	194	213	165	157	200	176	1105	142	159	191	187	208	142	176	169	1374	
22	Kaitlyn Shannon	4	Ray's Country Fun	24	175	167	143	205	168	168	1026	135	170	146	148	162	158	209	225	1353	
23	Danielle Fleming	6	Casino	23	171	130	222	170	191	144	1028	201	163	156	159	160	171	149	139	1298	
24	Maria Hoffman	6	Tangerine	22	184	181	165	161	160	180	1031	147	132	184	148	141	163	164	180	1259	

Final standings of top five based on stepladder finals results

# 2007 ILLINOIS PEPSI USBC YOUTH CHAMPIONSHIPS

## STATE SCHOLARSHIP WINNERS - 11 UNDER DIVISIONS

### DIVISION A - BOYS HANDICAP

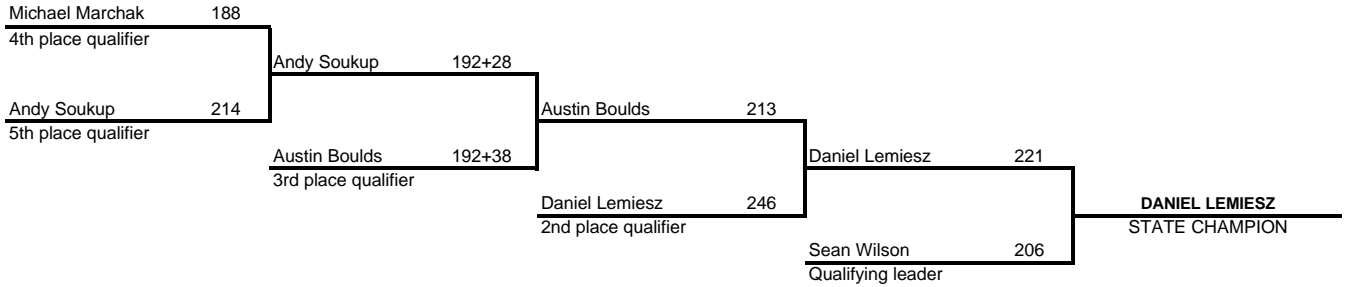
PL	BOWLER	ZONE	Home Center	GM 1	GM 2	GM 3	SCR	HCP	TOTAL	State Scholarship
1	Eric Mann	10	Camelot Bowl	247	155	202	604	97	701	\$1,000.00
2	Rusty Monnett	8	Marshall BowlingCenter	102	112	154	368	318	686	\$750.00
3	Mitchell Randazzo	7	Pheasant	118	123	124	365	315	680	\$500.00
4	Brian Hodolitz	5	Strike & Spare II	171	115	161	447	229	676	\$450.00
5	Joe Madden	3	Brunswick Zone Oak Lawn	214	204	135	553	116	669	\$400.00
6	Nicolas McKee	10	St. Clair Bowl	88	146	154	388	275	663	\$375.00
7	London Ross	5	Brunswick Zone Homewood	154	186	144	484	178	662	\$350.00
8	Richard Johnson	2	Fox Bowl	185	180	170	535	121	656	\$275.00
8	Joey Reid	2	Fox Bowl	170	158	164	492	164	656	\$275.00
10	DaleRyan Roeske	7	Twin City Lanes	213	165	180	558	94	652	\$260.00
11	Gio Montecinos	5	AMF Bolingbrook	208	146	175	529	118	647	\$260.00
12	Logan Eidson	7	Pheasant	96	133	107	336	305	641	\$250.00
13	Kyle Brewer	10	Redbird Lanes	133	130	179	442	197	639	\$240.00
13	John Davis	2	Hoffman Lanes	121	121	146	388	251	639	\$240.00
15	Neal Outerbridge	5	Dolton Bowl	201	200	158	559	78	637	\$230.00
16	Tyler Bozarth	7	Pheasant	123	132	114	369	267	636	\$230.00
17	John Lauer	7	Safari	89	130	172	391	240	631	\$220.00
17	Justin Becker	3	Hawthorn Lanes	135	148	130	413	218	631	\$220.00
19	Sean Essex	6	Linn Lanes	140	139	153	432	197	629	\$220.00
20	Austin Richards	1	Don Carter Lanes	136	101	110	347	278	625	\$210.00
21	Danny Lesko	5	Burr Oak Bowl	196	188	157	541	83	624	\$210.00
21	Darian McMahon	6	Diggers	93	119	91	303	321	624	\$210.00

### DIVISION B - GIRLS HANDICAP


PL	BOWLER	ZONE	Home Center	GM 1	GM 2	GM 3	SCR	HCP	TOTAL	State Scholarship
1	Brooke Udchik	1	Brunswick Zone Algonquin	138	116	135	389	302	691	\$1,000.00
2	Kelsey Etter	4	Highland Park Lanes	140	88	122	350	310	660	\$750.00
3	Sarah Baldwin	10	Ross Cottom	90	120	86	296	361	657	\$500.00
4	Sara Deddo	1	The Cherry Bowl	154	133	123	410	234	644	\$450.00
5	Ivory Miles	5	Brunswick Zone	145	177	131	453	189	642	\$400.00
6	Della Almind	10	Stars & Strikes	83	114	131	328	310	638	\$375.00
7	Morgan Layfield	5	Joliet Town & Country	155	172	145	472	164	636	\$350.00
7	Ariel Barchard	1	Westlane Family Bowl	128	127	133	388	248	636	\$350.00
9	Brandi Wessel	9	New North Lanes	135	134	142	411	224	635	\$340.00
10	Olivia Cassata	2	St. Charles Bowl	107	87	119	313	318	631	\$320.00
11	Madison Bloomfield	5	Country Lanes Bowling Center	98	100	113	311	318	629	\$320.00
12	Robyn Konrad	3	AMF Rolling Meadows	113	139	128	380	245	625	\$300.00
12	Racquel Reitmayer	3	Antioch Bowling Lanes	94	110	141	345	280	625	\$300.00
14	Alyssa Lohmann	10	L & W Ten Pin	90	105	123	318	305	623	\$250.00
14	Brandy Rhyne	10	Redbird Lanes	97	106	113	316	307	623	\$250.00
16	Kalleigh Harris	9	Atlanta Bowl	87	67	48	202	418	620	\$225.00
17	Haley Russell	8	Country Tyme Lanes	138	125	110	373	245	618	\$225.00

# 2007 ILLINOIS PEPSI USBC YOUTH CHAMPIONSHIPS FINAL STEPLADDER RESULTS


## BOY'S SCRATCH



## GIRL'S SCRATCH



## BOY'S HANDICAP



## GIRL'S HANDICAP

