



# 2010



# ILLINOIS PEPSI USBC YOUTH CHAMPIONSHIPS

FINAL STANDINGS  
and  
SCHOLARSHIP INFORMATION

May 2010

*Landmark Lanes - Peoria*  
*Pheasant Lanes - Bloomington*

# Thank You!!!

**My thanks to all of the volunteers who gave of their  
time to help with these tournaments**

Randy & Elisabeth McKaufsky  
Kathy Lawson  
Diane Rosone  
Jenn Levon  
Patti Mauerman

Brad & Ceci Bylls  
Roy & Shirley Barnwell  
Ann Buja  
Byron and JoAnn Quick  
Arnold Hunt

Special thanks to the staff at Pheasant Lanes and Landmark Lanes. They were an excellent hosts. Also thanks to Brunswick for donating a bowling ball for us to raffle. The winners will be announced at the Council of Delegates meeting on June 13.

Thank you to everyone who participated in the raffles, 50/50's and visits to the sales table. Your participation helps to boost the scholarships. The zone tournaments awarded scholarships totaling \$40,814.10 and scholarships at the State Finals totaled \$57,128.00 for a grand total of \$97,942.10. Scholarship certificates for the state will be mailed directly to the athletes and as always, the money will be deposited into our USBC SMART account.

To the Zone Directors - thank you for the great job you do! To the coaches and league coordinators who diligently handle the league qualifying, keep up the great work!

This year the State Finals average for the handicap divisions was calculated on the athlete's zone competition average and their highest league average as March 15, 2010. If the zone competition average was more than 10 pins higher, the two averages were composited at a 3:1 ratio (league:tournament) to determine the State Finals composite average. Almost all of the athletes competed with a composite average. The composite average better represents the athlete's abilities in tournament play. Scores from the State Finals show that 65% of the athletes still averaged higher than their composite average.

**The 2011 Illinois Pepsi Youth Bowling Championships State Finals will be held in  
Stardust Lanes in Addison**

I would be very remiss if I did not thank anyone else I might have missed for their hard work during the season, especially my wife Kathy who without we'd have never kept things straight.  
THANKS!!

Steve Lawson

**2010 ILLINOIS PEPSI USBC YOUTH CHAMPIONSHIPS**  
**HIGH SCRATCH GAME AND SERIES AWARDS**  
(for scores bowled during the initial qualifying blocks)

**11 AND UNDER DIVISIONS - May 1-2 2010**

<b>SQUAD</b>	<b>DIV</b>	<b>NAME</b>	<b>ZONE</b>	<b>CENTER</b>	<b>HIGH GAME</b>	<b>HIGH SERIES</b>	<b>SCHOLARSHIP</b>
1	Boys	Lucas Thomas	3	AMF Forest Lanes	206		\$ 150.00
1	Boys	D'Andre Rule	4	Parkside Lanes		520	\$ 150.00
1	Girls	Sara Deddo	1	The Cherry Bowl	184	465	\$ 300.00
2	Boys	Sammy Ramini	4	AMF Hoffman Lanes	212	523	\$ 300.00
2	Girls	Robyn Konrad	3	AMF Rolling Meadows	190		\$ 150.00
2	Girls	Morgan Peacha	1	4 Seasons		477	\$ 150.00

**12 AND OVER DIVISIONS - QUALIFYING - MAY 14-15, 2010**

<b>SQUAD</b>	<b>DIV</b>	<b>NAME</b>	<b>ZONE</b>	<b>CENTER</b>	<b>HIGH GAME</b>	<b>HIGH SERIES</b>	<b>SCHOLARSHIP</b>
1	Boys Hcp	Aaron Martell	8	Pheasant Lanes	263		\$ 100.00
1	Boys Hcp	Dylan Watkins	7	Abbe Lanes		650	\$ 100.00
1	Girls Hcp	Haley Bainbridge	8	Pheasant Lanes	239	638	\$ 200.00
1	Boys Scratch	Tyler Holzman	7	Highland Park	258	659	\$ 200.00
1	Girls Scratch	Stephanie Reed	7	Four Seasons		668	\$ 100.00
1	Girls Scratch	Brandi Bishop	7	Four Seasons	256		\$ 100.00
2	Boys Hcp	Jon Krumme	4	Parkside Lanes	278		\$ 100.00
2	Boys Hcp	Zach Lovejoy	8	Arrowhead	278	726	\$ 200.00
2	Girls Hcp	Amanda Dodd	1	Don Carter Lanes	300	651	\$ 200.00
2	Boys Scratch	Matt Speer	7	Lee's Lanes	299		\$ 100.00
2	Boys Scratch	Mikey Preston	4	Parkside Lanes		807	\$ 100.00
2	Girls Scratch	Nicole Zopf	5	Orland Bowl		699	\$ 100.00
2	Girls Scratch	Caitlin Hofmann	5	Strike N Spare II	279		\$ 100.00
3	Boys Hcp	Venancio Malave'	4	Elgin Travel League	277		\$ 100.00
3	Boys Hcp	Jeff Bartos	6	BZ Deer Park		681	\$ 100.00
3	Girls Hcp	Rachel Oldham	4	FV BPA Travel	267	651	\$ 200.00
3	Boys Scratch	Kyle Gorney	2	BZ Naperville	259		\$ 100.00
3	Boys Scratch	Brandon Rice	10	St. Clair Bowl		714	\$ 100.00
3	Girls Scratch	Jodi Gawlik	4	Poplar Creek	289	751	\$ 200.00
<b>TOTAL AWARDED</b>							<b>\$ 3,700.00</b>

**2010 ILLINOIS STATE PEPSI USBC YOUTH CHAMPIONSHIPS  
SCHOLARSHIP and PARTICIPATION TOTALS**

<b>ZONE SCHOLARSHIPS</b>			
ZONE	11 Under	12 Over	Total
1	\$ 1,899.00	\$ 2,164.00	\$ 4,063.00
2	\$ 1,813.80	\$ 2,540.80	\$ 4,354.60
3	\$ 2,000.00	\$ 2,988.00	\$ 4,988.00
4	\$ 1,555.50	\$ 2,351.25	\$ 3,906.75
5	\$ 1,827.00	\$ 2,116.00	\$ 3,943.00
6	\$ 1,935.00	\$ 2,443.00	\$ 4,378.00
7	\$ 1,930.00	\$ 2,422.00	\$ 4,352.00
8	\$ 1,615.00	\$ 2,192.50	\$ 3,807.50
9	\$ 1,793.00	\$ 1,777.50	\$ 3,570.50
10	\$ 1,718.75	\$ 1,732.00	\$ 3,450.75
	\$ 18,087.05	\$ 22,727.05	\$ 40,814.10

<b>STATE SCHOLARSHIPS</b>	
DIVISION	
11 Under Boys Hcp	\$11,545.00
11 Under Girls Hcp	\$ 8,680.00
12 over Boys Scratch	\$ 5,940.00
12 Over Girls Scratch	\$ 5,940.00
12 Over Boys Hcp	\$12,218.00
12 Over Girls Hcp	\$ 9,105.00
TOTAL	
TOTAL	\$53,428.00
<b>SCRATCH HIGH GAMES AND SERIES</b>	
11 UNDER	\$ 1,200.00
12 OVER	\$ 2,500.00
TOTAL	\$ 3,700.00

<b>SCHOLARSHIP BREAKDOWN BY SOURCE</b>	
USBC PEPSI MATCHING FUNDS	\$ 8,505.00
UNASSIGNED FUNDS - State	\$ 23,623.00
UNASSIGNED FUNDS - ZONE	\$ 14,584.85
ZONE FROM ENRY ETC	\$ 26,229.25
ENTRY FEES, RAFFLES, SALES TABLE, OTHER	\$ 25,000.00
TOTAL	\$ 97,942.10

<b>TOTAL SCHOLARSHIPS AWARDED</b>	<b>\$ 97,942.10</b>
---------------------------------------	---------------------

<b>ZONE PARTICIPATION</b>							
ZONE	11 and Under		12 and Over				Zone Total
	Girls	Boys	Girls Hcp	Boys Hcp	Girls Scr	Boys Scr	
1	70	97	62	102	12	32	375
2	59	79	60	111	5	23	337
3	74	113	80	147	11	29	454
4	58	87	65	134	6	18	368
5	54	90	60	97	13	25	339
6	64	96	58	126	11	32	387
7	80	117	76	113	16	31	433
8	65	86	65	106	3	27	352
9	65	109	47	87	9	22	339
10	67	94	70	89	10	19	349
Division Totals	656	968	643	1112	96	258	
					Total	3733	

# 2010 ILLINOIS PEPSI USBC YOUTH CHAMPIONSHIPS

## 12 and OVER HANDICAP DIVISIONS

### BOYS HANDICAP

PL	BOWLER	ZONE	Home Center	QUAL PL	QUALIFYING									SEMI FINALS								SCR	HCP	TOTAL	ST	SCHOLARSHIP
					GM 1	GM 2	GM 3	GM 4	GM 5	GM 6	SCR	HCP	TOTAL	SF 1	SF 2	SF 3	SF 4	SF 5	SF 6	SF 7	SF 8					
1	Brandon Lisak-Talley	5	Strike N Spare II	3	198	178	193	268	196	209	1242	306	1548	224	230	167	163	205	206	212	197	1604	408	3560	\$2,000.00	
2	Joshua Swanberg	5	Laraway Lanes	10	194	182	168	224	163	136	1067	408	1475	171	237	253	150	199	172	230	176	1588	544	3607	\$1,000.00	
3	Michael Bator	4	Elgin Lanes	23	84	139	97	130	146	147	743	672	1415	150	179	128	134	162	132	155	188	1228	896	3539	\$750.00	
4	Quinton Letts	2	Bowling Green	9	158	151	123	120	160	164	876	600	1476	154	169	166	155	167	147	146	145	1249	800	3525	\$650.00	
5	Blake Flanigan	7	T&C Peoria	7	120	148	146	177	184	147	922	570	1492	128	178	153	166	164	177	162	126	1254	760	3506	\$550.00	
6	Taylor Nurczyk	6	BZ Deer park	1	139	183	142	116	181	123	884	738	1622	119	108	125	131	110	149	68	81	891	984	3497	\$500.00	
7	Zach Lingafelter	9	Pla Mor	11	168	233	208	184	177	122	1092	372	1464	164	203	222	192	172	164	235	166	1518	496	3478	\$490.00	
8	Grant Gardner	6	Bowl Hi Lanes	6	148	182	209	158	171	105	973	540	1513	156	112	144	145	124	148	221	169	1219	720	3452	\$480.00	
9	Ryan Bourland	6	Raymonds Bowl	2	170	199	199	163	162	201	1094	474	1568	127	174	165	157	184	144	136	160	1247	632	3447	\$470.00	
10	Jordan Cook	10	Stars & Strikes	5	181	113	155	245	215	215	1124	408	1532	136	177	179	171	135	153	191	179	1321	544	3397	\$461.00	
11	Jesse Meyer	5	Marycrest Lanes	18	190	106	141	140	127	127	831	600	1431	118	132	168	108	144	160	180	144	1154	800	3385	\$452.00	
12	Steven Lawless	4	Bowl Mor	14	142	136	118	169	113	123	801	642	1443	159	124	98	128	128	132	149	150	1068	856	3367	\$443.00	
13	Colton Eining	5	Channahon Lanes	16	186	224	183	206	159	146	1104	330	1434	176	188	158	182	200	204	184	189	1481	440	3355	\$434.00	
14	Mathew Gorman	9	Riverboat Lanes	13	122	155	169	199	168	181	994	456	1450	180	174	144	153	183	145	138	170	1287	608	3345	\$425.00	
15	Dakota Carman	7	Northgate	4	236	234	141	203	219	214	1247	294	1541	168	198	162	153	161	204	190	173	1409	392	3342	\$417.00	
16	Brian Hauber	2	Wheaton Bowl	15	136	159	113	140	130	91	769	666	1435	143	111	120	113	120	112	156	140	1015	888	3338	\$409.00	
17	Max Lacey	4	Fox River Lanes	17	95	80	110	101	111	102	599	834	1433	89	83	106	72	84	94	108	154	790	1112	3335	\$401.00	
18	Tyler Andrews	9	Pla Mor	20	189	182	172	189	170	173	1075	348	1423	207	140	189	195	171	182	177	185	1446	464	3333	\$393.00	
19	Aaron Biedenham	7	Minier	24	175	132	141	167	201	190	1006	402	1408	156	260	145	152	158	138	158	157	1324	536	3268	\$385.00	
20	Kevin Edwards	3	Brunswick Zone Oak Lawn	12	145	192	135	225	213	170	1080	378	1458	147	140	161	180	172	172	141	180	1293	504	3255	\$377.00	
21	Charles Orman	9	Bowl Haven	20	195	158	212	190	176	216	1147	276	1423	198	198	194	232	179	136	150	146	1433	368	3224	\$369.00	
22	Samuel Marcotte	5	Marycrest Lanes	7	200	211	256	214	185	264	1330	162	1492	175	174	168	174	204	192	234	169	1490	216	3198	\$362.00	
23	Jon Krumme	4	Parkside Lanes	19	167	238	202	208	278	190	1283	144	1427	237	203	204	218	177	158	202	168	1567	192	3186		
24	Broddie Davis	7	Highland Park	22	187	236	181	219	247	190	1260	156	1416	221	195	175	224	158	172	203	183	1531	208	3155		

### GIRLS HANDICAP

PL	BOWLER	ZONE	Home Center	QUAL PL	QUALIFYING									SEMI FINALS								SCRATCH	HCP	TOTAL	ST	SCHOLARSHIP
					GM 1	GM 2	GM 3	GM 4	GM 5	GM 6	SCR	HCP	TOTAL	SF1	SF2	SF3	SF4	SF5	SF6	SF7	SF8					
1	Lindsey Fogliasso	10	Salem Bowl	1	171	171	196	166	189	234	1127	420	1547	200	236	191	146	180	195	156	202	1506	560	3613	\$2,000.00	
2	Becky Rack	3	AMF Rolling Meadows	15	82	112	112	148	117	101	672	756	1428	115	150	122	105	113	109	153	101	968	1008	3404	\$1,000.00	
3	Kylie Behnke	3	Elk Grove Bowl	12	145	182	199	202	203	183	1114	318	1432	205	203	190	161	258	255	236	157	1665	424	3521	\$750.00	
4	Rachel Hardy	5	Pioneer Lanes	3	222	138	129	164	132	146	931	558	1489	172	156	141	155	150	126	154	181	1235	744	3468	\$650.00	
5	Rachel Oldham	4	FV BPA Travel	4	171	198	267	184	210	257	1287	198	1485	211	196	176	182	194	244	236	222	1661	264	3410	\$550.00	
6	Nicole Pitsenbarger	3	Brunswick Zone River Grove	7	131	183	196	142	161	140	953	504	1457	195	138	189	160	159	134	170	128	1273	672	3402	\$500.00	
7	Casey Southers	10	Nu Bowl Lanes	24	181	160	136	149	189	155	970	408	1378	181	190	203	195	144	148	149	222	1432	544	3354	\$490.00	
8	Marie Braun	4	Liberty Lanes	6	159	160	204	191	204	197	1115	354	1469	230	202	160	168	147	148	160	162	1377	472	3318	\$480.00	
9	Jessica Cook	10	Salem Bowl	22	164	234	209	130	158	177	1072	312	1384	194	244	169	175	207	195	176	154	1514	416	3314	\$470.00	
10	Alysse Nicholson	5	Pioneer Lanes	9	95	100	109	120	146	56	626	822	1448	67	90	94	108	117	80	95	103	754	1096	3298	\$461.00	
11	Haley Bainbridge	8	Pheasant Lanes	2	177	211	185	203	239	196	1211	294	1505	179	176	178	147	152	202	161	170	1365	392	3262	\$452.00	
12	Amber Kantner	10	Salem Bowl	21	183	123	180	160	173	178	997	402	1399	160	211	165	158	189	154	164	124	1325	536	3260	\$443.00	
13	Marina Eraas	1	T-Byrd Lanes	13	132	131	170	113	167	148	861	570	1431	107	115	131	116	182	146	144	116	1057	760	3248	\$434.00	
14	Megan Mendelson	3	Brunswick Zone Mt Prospect	23	125	132	79	120	87	77	620	762	1382	116	108	106	108	84	107	133	80	842	1016	3240	\$425.00	
15	Julissa Einbinder	4	Poplar Creek	5	204	186	210	202	221	191	1214	270	1484	186	205	199	159	143	171	163	162	1388	360	3232		
16	Cassandra Moore	4	IV Super Bowl	16	212	172	215	129	213	179	1120	306	1426	150	190	200	170	170	171	158	155	1364	408	3198		
17	Stephanie Iverson	1	Don Carter Lanes	18	186	172	115	169	192	167	1001	402	1403	190	162	156	130	179	149	126	164	1256	536	3195		
18	Hanna Brown	10	SI Bowl	8	202	185	191	156	149	146	1029	420	1449	173	152	108	125	148	149	161	166	1182	560	3191		
19	Stephanie Skiles	7	Highland Park	17	108	103	149	93	120	84	657	756	1413	106	86	91	98	109	106	73	87	756	1008	3177		
20	Jadee Landers	7	Charlies Country Fun	19	161	117	148	127	153	162	868	534	1402	124	105	176	143	128	135	100	133	1044	712	3158		
21	Shavonne Williams	3	New Anchor Bowl	14	210	202	184	176	148	197	1117	312	1429	147	135	163	180	150	146	203	187	1311	416	3156		
22	Michelle Manna	3	Burr Oak Bowl	10	149	164	125	179	168	167	952	486	1438	128	126	127	152	150	117	126	143	1069	648	3155		
23	Sarah Siska	6	BZ Algonquin	19	232	154	180	160	265	189	1180	222	1402	214	168	164	156	180	183	199	170	1434	296	3132		
24	Ashley Merrick	9	AMF Strike N Spare	11	107	147	179	167	143	175	918	516	1434	115	127	93	133	129	140	136	115	988	688	3110		

Final standings of top five based on stepladder results

# 2010 ILLINOIS PEPSI USBC YOUTH CHAMPIONSHIPS

## 12 and OVER SCRATCH DIVISIONS

### BOYS SCRATCH

#### QUALIFYING

#### SEMI FINALS

PL	Bowler	Zone	Home Center	QUAL	PL	GM 1	GM 2	GM 3	GM 4	GM 5	GM 6	QUAL	SEMI FINALS								TOTAL	TOTAL	ST	SCHOLARSHIP
													SF1	SF2	SF3	SF4	SF5	SF6	SF7	SF8				
1	Dominic Partipilo	4	Parkside Lanes	1	220	247	259	225	248	214	1413	213	267	248	211	201	245	148	219	1752	3165	\$	2,000.00	
2	Tyler Sadowski	2	BZ Glendale Heights	6	195	220	256	256	190	248	1365	199	168	233	223	224	236	220	202	1705	3070	\$	1,000.00	
3	Jordan Hastings	1	Don Carter Lanes	8	233	193	223	237	227	239	1352	235	213	177	237	219	240	190	236	1747	3099	\$	750.00	
4	Matt Speer	7	Lee's Lanes	4	210	299	219	215	171	265	1379	156	236	190	247	203	198	246	212	1688	3067	\$	650.00	
5	Mikey Preston	4	Parkside Lanes	2	190	221	184	260	258	289	1402	199	249	226	194	172	230	202	194	1666	3068	\$	550.00	
6	Tyler Monigold	1	4 Seasons	18	187	241	214	243	190	201	1276	194	288	198	234	238	205	223	209	1789	3065	\$	500.00	
7	Kyle Anderson	5	Orland Bowl	11	234	219	203	197	237	235	1325	227	224	205	205	227	216	168	265	1737	3062	\$	490.00	
8	Tyler Vocks	9	Olde Bowl	10	202	244	207	256	203	236	1348	238	242	237	175	206	193	189	233	1713	3061			
9	Tyler Young	9	Sparetime Lanes	3	244	213	255	205	224	244	1385	219	224	224	190	218	214	196	171	1656	3041			
10	Kyle Gorney	2	BZ Naperville	13	259	164	236	227	213	211	1310	256	222	229	217	180	242	215	168	1729	3039			
11	Joe Kopera	5	Orland Bowl	16	193	214	180	179	279	238	1283	223	191	191	237	236	227	223	224	1752	3035			
12	Scott Sanderson	1	Don Carter Lanes	5	212	243	256	221	221	224	1377	275	183	215	146	224	174	192	232	1641	3018			
13	Dillon Polansky	10	Stars & Strikes	20	202	211	240	190	204	224	1271	258	246	185	240	146	200	243	217	1735	3006			
14	Tyler Holzman	7	Highland Park	12	258	182	212	199	236	224	1311	135	197	246	222	236	254	235	155	1680	2991			
15	Brandon Rice	10	St. Clair Bowl	8	227	233	254	206	216	216	1352	205	236	215	183	167	232	181	210	1629	2981			
16	John Davis	3	Brunswick Zone Mt Prospect	7	245	221	205	247	228	217	1363	193	193	163	205	224	226	209	189	1602	2965			
17	Frank Kmet	2	BZ Woodridge	14	173	224	219	245	212	236	1309	219	247	163	200	212	174	181	228	1624	2933			
18	Brandon Borneman	7	Highland Park	19	246	197	269	196	198	167	1273	157	205	279	228	175	209	233	144	1630	2903			
19	Alex Jones	10	Bel-Air Bowl	17	182	183	225	244	244	204	1282	188	206	219	151	210	237	178	210	1599	2881			
20	Cory Lenz	1	The Cherry Bowl	15	226	187	218	224	245	203	1303	196	214	208	165	205	158	200	223	1569	2872			
21	Ryan Scribner	9	Sparetime Lanes	21	200	203	213	192	231	222	1261	186	223	229	204	161	209	188	194	1594	2855			
22	Ryan Reitmayer	6	Antioch Lanes	24	201	184	233	181	215	217	1231	169	195	245	176	193	198	221	217	1614	2845			
23	Allen Bux	10	Bel-Air Bowl	22	205	213	242	213	187	200	1260	243	245	184	199	174	146	189	195	1575	2835			
24	Justin Vandenburg	5	Strike N Spare II	23	221	169	236	186	209	222	1243	213	167	224	147	216	156	160	192	1475	2718			

### GIRLS SCRATCH

#### QUALIFYING

#### SEMI FINALS

PL	Bowler	Zone	Home Center	QUAL	PL	GM 1	GM 2	GM 3	GM 4	GM 5	GM 6	QUAL	SEMI FINALS								TOTAL	TOTAL	ST	SCHOLARSHIP
													SF1	SF2	SF3	SF4	SF5	SF6	SF7	SF8				
1	Marissa Talley	1	Don Carter Lanes	4	192	234	228	225	193	214	1286	236	217	190	239	269	200	180	202	1733	3019	\$	2,000.00	
2	Samantha Hagerman	1	Don Carter Lanes	8	226	192	173	257	200	225	1273	224	233	212	257	175	233	267	258	1859	3132	\$	1,000.00	
3	Jodi Gawlik	4	Poplar Creek	1	189	203	212	289	205	257	1355	212	249	180	202	224	213	266	203	1749	3104	\$	750.00	
4	Brandi Underwood	1	Four Seasons Sports	6	247	174	189	167	266	233	1276	214	223	217	268	257	202	223	186	1790	3066	\$	650.00	
5	Nicole Beyer	4	Elgin Travel League	3	216	235	191	181	236	232	1291	224	234	264	234	171	246	225	169	1767	3058	\$	550.00	
6	Nicole Zopf	5	Orland Bowl	2	218	214	267	216	189	213	1317	210	231	227	233	181	169	206	212	1669	2986	\$	500.00	
7	Natalie Goodman	10	Stars & Strikes	5	207	228	214	213	202	214	1278	157	190	212	278	184	231	184	248	1684	2962	\$	490.00	
8	Kayla Rothzen	7	Charlies' Country Fun	10	199	225	195	248	233	160	1260	232	188	157	215	212	245	223	226	1698	2958			
9	Tara Gamblin	10	Red Bird Lanes	15	173	206	223	169	258	196	1225	239	262	202	191	213	212	193	212	1724	2949			
10	Brianna Brugioni	6	BZ Hawthorn	7	273	206	226	144	213	212	1274	194	170	183	269	193	229	259	160	1657	2931			
11	Amanda Chamberlin	5	Joliet Town & Country Lanes	13	245	169	212	216	222	183	1247	239	220	170	242	181	214	227	165	1658	2905			
12	Amanda Warwick	5	Joliet Town & Country Lanes	22	148	200	227	216	182	216	1189	214	257	195	248	193	202	192	189	1690	2879			
13	Chelsea Royalty	1	Four Seasons Sports	23	214	203	204	198	187	178	1184	203	243	202	221	225	179	203	174	1650	2834			
14	Stephanie Reed	7	Four Seasons	11	221	198	249	201	191	198	1258	188	164	209	167	231	209	177	222	1567	2825			
15	Caitlin Hofmann	5	Strike N Spare II	17	197	279	201	205	170	160	1212	192	178	183	277	244	199	169	168	1610	2822			
16	Katie Woodrum	2	Fox Bowl	19	212	193	212	189	191	206	1203	159	171	226	205	188	222	247	188	1606	2809			
17	Haley Baser	9	Pla Mor	18	190	233	253	155	173	203	1207	208	247	143	197	204	168	238	178	1583	2790			
18	Tedra Tado	3	AMF Rolling Meadows	9	177	233	239	212	177	234	1272	181	178	162	245	186	176	178	207	1513	2785			
19	Sarah Bunta	3	AMF Rolling Meadows	16	235	211	205	194	167	203	1215	169	154	160	198	176	201	206	235	1499	2714			
20	Destiny Miller	3	Brunswick Zone Oak Lawn	20	202	234	185	139	221	211	1192	174	176	186	201	224	148	207	159	1475	2667			
21	Chelsie Finch	9	Sparetime Lanes	14	216	257	220	183	208	155	1239	147	171	213	211	170	151	168	168	1399	2638			
22	Brandi Bishop	7	Four Seasons	24	256	190	162	189	173	211	1181	196	161	170	212	173	181	200	152	1445	2626			
23	Carly Paine	8	Old Orchard Lanes	12	180	224	189	220	228	216	1257	183	162	168	171	152	146	180	202	1364	2621			
24	Becca Czapinski	4	Liberty Lanes	20	245	242	234	155	159	157	1192	167	169	222	193	171	123	180	194	1419	2611			

Final standings of top five based on stepladder finals results

# 2010 ILLINOIS PEPSI USBC YOUTH CHAMPIONSHIPS

## STATE SCHOLARSHIP WINNERS - 11 UNDER DIVISIONS

### BOYS HANDICAP

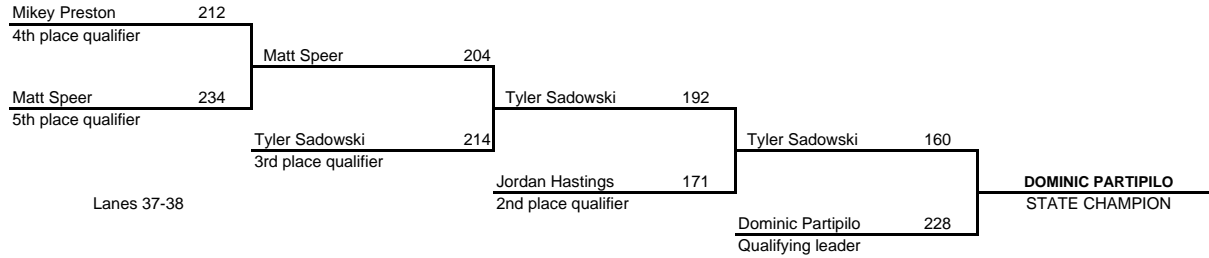
PL	BOWLER	ZONE	Home Center	GM 1	GM 2	GM 3	SCR	HCP	TOTAL	ST	SCHOLARSHIP
1	Lane Bohannon	9	4th Street Lanes	147	146	152	445	318	763	\$	2,000.00
2	Jake Kettler	10	Bel Air Bowl	109	165	179	453	309	762	\$	1,000.00
3	Bailey Young	2	Stardust Bowl	120	142	135	397	360	757	\$	750.00
4	Justen Beck	1	B&B Park Bowl	148	179	162	489	267	756	\$	650.00
5	Trystan Hope	2	Fox Bowl	171	142	140	453	300	753	\$	550.00
6	Jonathon Costain	5	Laraway Lanes	169	131	147	447	291	738	\$	500.00
7	Dean Wolber	1	Plum Hollow	103	134	196	433	303	736	\$	490.00
8	Sammy Ramini	4	AMF Hoffman Lanes	138	212	173	523	201	724	\$	480.00
9	Matthew Sepulveda	3	Habetler Bowl	98	121	98	317	399	716	\$	470.00
10	Michah Conaway	9	Pla Mor	116	95	89	300	414	714	\$	461.00
11	Codey Scheland	7	Paddlewheel	99	111	105	315	390	705	\$	452.00
12	Lucas Thomas	3	AMF Forest Lanes	162	206	150	518	186	704	\$	439.00
12	Jacob Essex	7	Linn Lanes	125	133	179	437	267	704	\$	439.00
12	Michael Stevlic	5	Strike N Spare II	84	113	96	293	411	704	\$	434.00
15	Dylan Draka	3	Brunswick Zone Mt Prospect	116	109	126	351	351	702	\$	425.00
15	Jayron Sims	3	New Halsted Bowl	74	101	68	243	459	702	\$	417.00
17	John Boatright	10	Banks Bowl	160	106	190	456	243	699	\$	409.00
18	Max Horak	2	Stardust Bowl	92	90	90	272	423	695	\$	401.00
19	D'Andre Rule	4	Parkside Lanes	118	201	201	520	174	694	\$	389.00
19	Andrew Cunningham	10	Salem Bowl	111	119	77	307	387	694	\$	389.00

### GIRLS HANDICAP


PL	BOWLER	ZONE	Home Center	GM 1	GM 2	GM 3	SCR	HCP	TOTAL	ST	SCHOLARSHIP
1	Morgan Peacha	1	4 Seasons	123	183	171	477	279	756		\$2,000.00
2	Arianna Barr	2	BZ Wooridge	134	155	116	405	348	753		\$1,000.00
3	Katie Collins	4	Woodview Lanes	101	117	153	371	372	743		\$750.00
4	Taylor Sloan	6	BZ Hawthorn	154	131	157	442	291	733		\$650.00
4	Hannah Osborn	5	Joliet Town & Country	99	111	121	331	402	733		\$550.00
6	Mackenzie Peed	7	Tenney	129	122	90	341	390	731		\$500.00
7	Keana Fox	9	Camelot Bowl	78	106	126	310	417	727		\$490.00
8	Kasey Fiermuga	2	Stardust Bowl	92	70	91	253	465	718		\$480.00
9	Victoria Garcia	2	BZ Naperville	89	91	84	264	453	717		\$470.00
10	Karissa Kantner	10	Salem Bowl	153	147	132	432	282	714		\$461.00
11	Briana Tobin	2	Lisle Lanes	97	97	86	280	429	709		\$452.00
12	Kristina Bell	6	Raymonds Bowl	105	117	117	339	369	708		\$443.00
13	Jocelyn Green	8	Marshall Bowl	137	146	111	394	312	706		\$434.00

# 2010 ILLINOIS PEPSI USBC YOUTH CHAMPIONSHIPS FINAL STEPLADDER RESULTS


## BOY'S SCRATCH



## GIRL'S SCRATCH



## BOY'S HANDICAP



## GIRL'S HANDICAP

